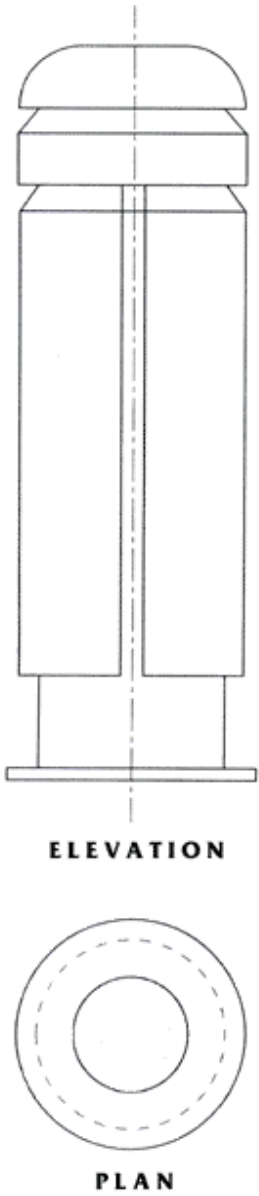



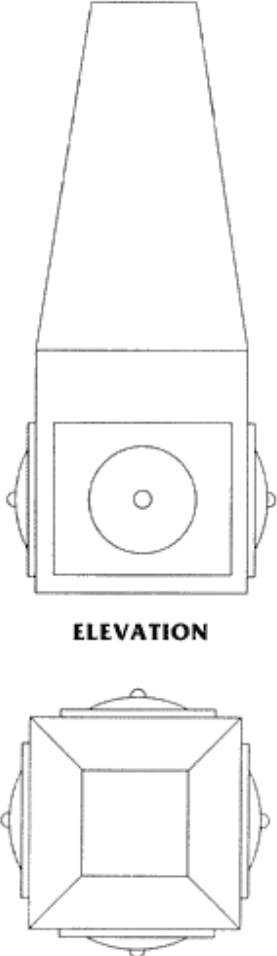
BOLLARDS RANGE

BOLLARD	HEIGHT MM	DIMENSIONS MM	APPROX WEIGHT	FINISH
 <p style="text-align: center;">ELEVATION</p> <p style="text-align: center;">PLAN</p> <p style="text-align: center;">PROMENADE</p>	710	TOP 225 DIAMETER	67 Kg	OFF FORM OR SANDBLAST


BOLLARDS RANGE

BOLLARD	HEIGHT MM	DIMENSIONS MM	APPROX WEIGHT	FINISH
 <p style="text-align: center;">ELEVATION</p> <p style="text-align: center;">PLAN</p> <p style="text-align: center;">BOULEVARDE</p>	1050	TOP 300 DIAMETER	184 Kg	OFF FORM OR SANDBLAST
		BASE 300 DIAMETER		

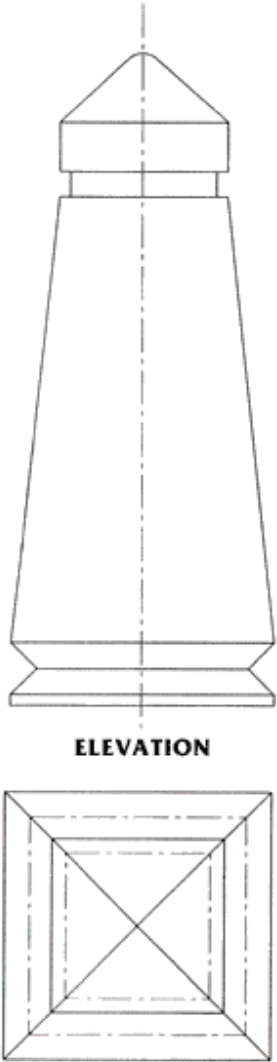
BOLLARDS RANGE

BOLLARD	HEIGHT MM	DIMENSIONS MM	APPROX WEIGHT	FINISH
 <p style="text-align: center;">ELEVATION</p> <p style="text-align: center;">PLAN</p> <p style="text-align: center;">METROPOLIS</p>	850	TOP 150 SQUARE	103 Kg	OFF FORM OR SANDBLAST
		BASE 300 SQUARE		

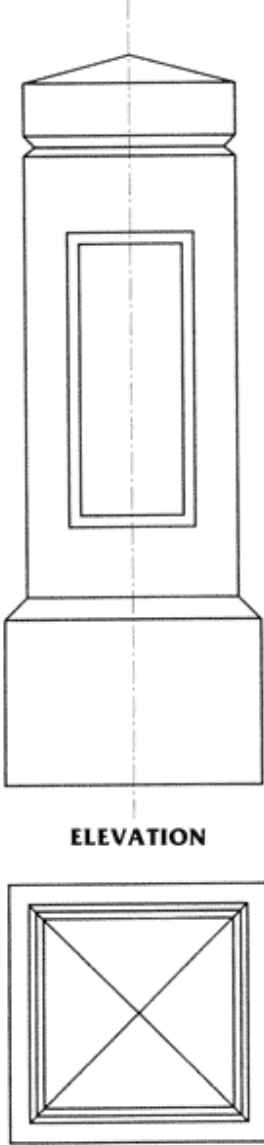
BOLLARDS RANGE

BOLLARD	HEIGHT MM	DIMENSIONS MM	APPROX WEIGHT	FINISH
 <p style="text-align: center;">ELEVATION</p> <p style="text-align: center;">PLAN CARDINAL</p>	1200	<p style="text-align: center;">TOP 220 DIAMETER</p> <p style="text-align: center;">BASE 300 DIAMETER</p>	160 Kg	OFF FORM OR SANDBLAST

BOLLARDS RANGE

BOLLARD	HEIGHT MM	DIMENSIONS MM	APPROX WEIGHT	FINISH
 <p data-bbox="491 1218 632 1245">ELEVATION</p> <p data-bbox="467 1563 644 1626">PLAN HADRIAN</p>	<p data-bbox="743 528 778 551">630</p>	<p data-bbox="836 528 919 595">TOP 160 SQUARE</p> <p data-bbox="836 864 919 931">BASE 250 SQUARE</p>	<p data-bbox="979 528 1031 551">64 Kg</p>	<p data-bbox="1088 528 1203 595">OFF FORM OR SANDBLAST</p>

BOLLARDS RANGE

BOLLARD	HEIGHT MM	DIMENSIONS MM	APPROX WEIGHT	FINISH
 <p style="text-align: center;">ELEVATION</p> <p style="text-align: center;">PLAN</p> <p style="text-align: center;">ABBEY</p>	1000	TOP 286 SQUARE BASE 350 SQUARE	210 Kg	