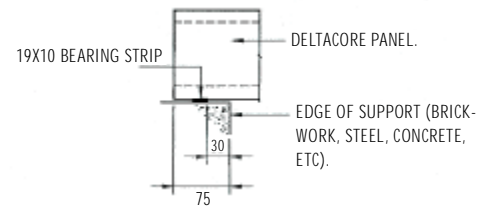
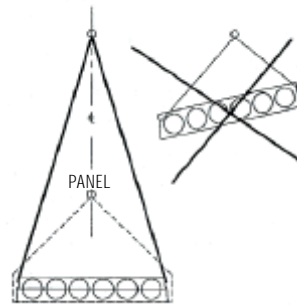
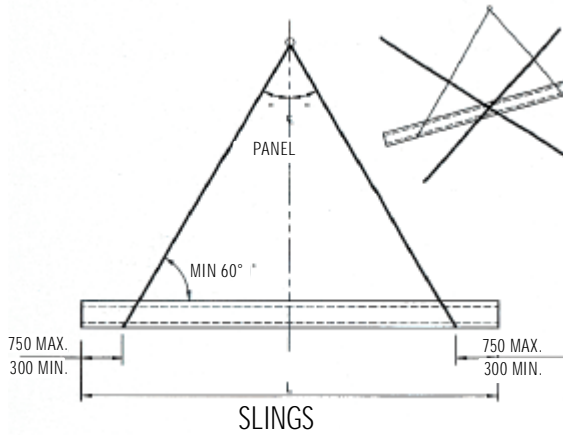
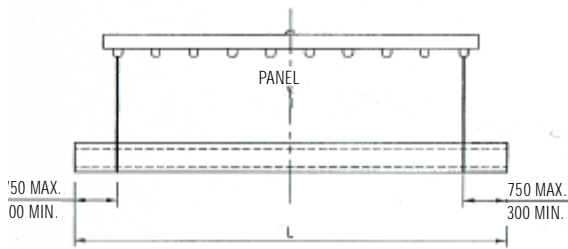
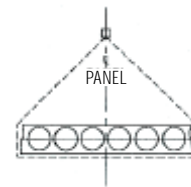


DELTACORE FLOOR PANELS HANDLING, CUTTING AND FIXING

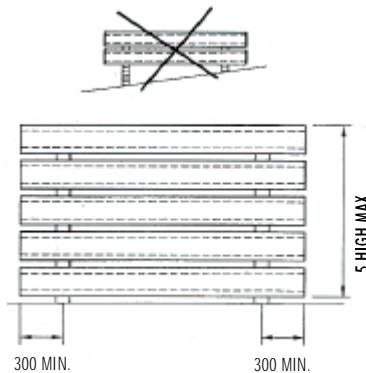
HANDLING



END SUPPORT DETAIL



LIFTING BEAM IF L > 8500

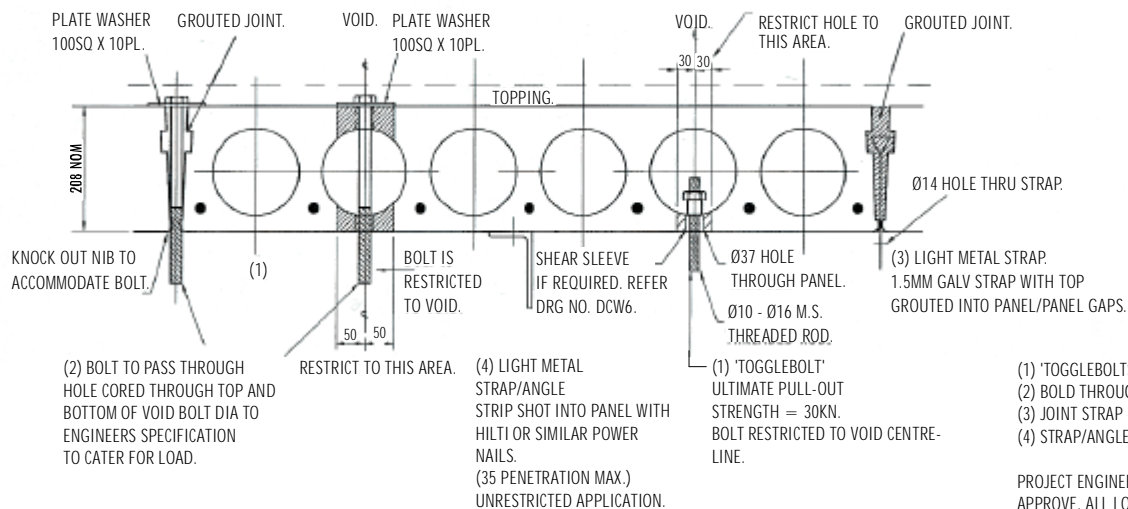


SITE STACKING

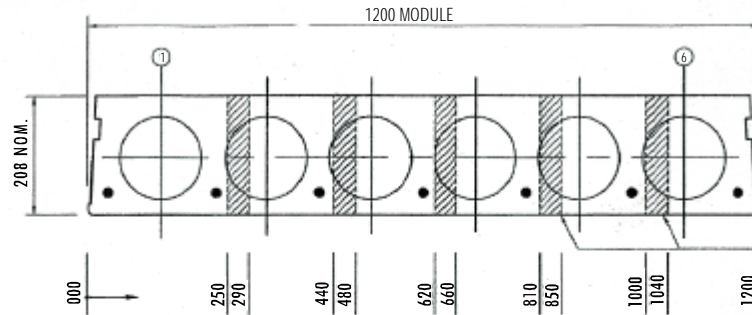
IMPORTANT NOTE:

1. BALANCE THE LOAD TO PREVENT SLIPPAGE AND TO MINIMISE TWIST ON LIFTING GEAR AND PANELS.
2. HOIST ONLY ONE PANEL AT A TIME.
3. NEVER USE DETLACORE PANELS AS A PLATFORM FOR HOISTING PEOPLE OR MATERIALS.
4. NEVER HOIST PANELS BY HOOKING INTO VOIDS.
5. NEVER TURN PANELS ON EDGE OR UPSIDE DOWN.
6. NEVER PUT HANDS INSIDE CORES OR BETWEEN PANELS.
7. HANDLE PANELS ONLY WITH APPROVED APPROPRIATE LIFTING GEAR.
8. AVOID CHAINS.
9. PANELS WEIGHT APPROX. 0.4T PER METRE LENGTH (LX0.4T)
10. KEEP PANELS HORIZONTAL AT ALL TIMES.
11. WHEN STACKING PANELS, ALWAYS DO SO ON FIRM, LEVEL GROUND AND ENSURE GLUTS ARE POSITIONED ONE ABOVE THE OTHER.

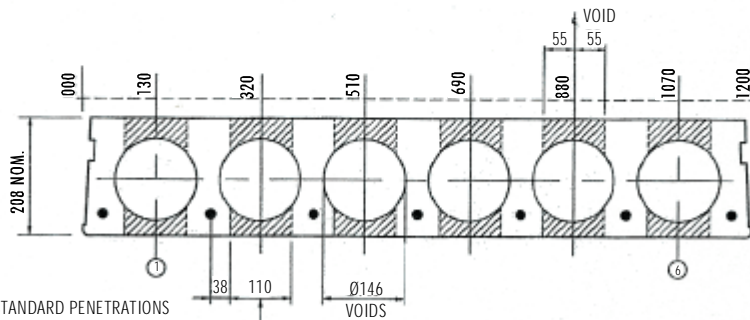
FIXING



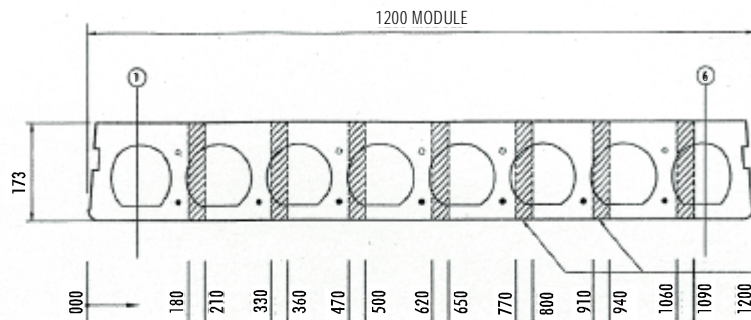
CUTTING



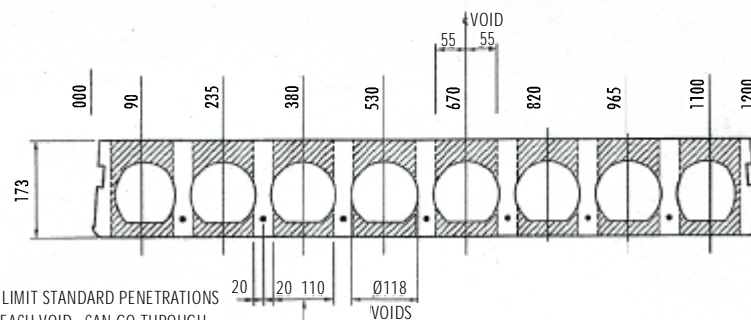
WHERE POSSIBLE, LIMIT PANEL CUTS TO THESE AREAS.



WHERE POSSIBLE LIMIT STANDARD PENETRATIONS TO THIS AREA OF EACH VOID. CAN GO THROUGH TOP AND BOTTOM OF PANEL.



WHERE POSSIBLE, LIMIT PANEL CUTS TO THESE AREAS.



WHERE POSSIBLE LIMIT STANDARD PENETRATIONS TO THIS AREA OF EACH VOID. CAN GO THROUGH TOP AND BOTTOM OF PANEL.



YES



NO

STANDARD CUTTING WIDTHS
1. FOR CUTTING WIDTHS OTHER THAN SHOWN, CONTACT DELTA.

STANDARD PENETRATIONS
1. ALL PENETRATIONS MUST BE CORED NOT DRILLED.
2. NO CLOSER THAN 500MM TO EACH OTHER ALONG PANEL LENGTH.

3. AVOID RECTANGULAR HOLES. OVAL HOLES PREFERRED.
4. FOR LARGER PENETRATIONS - WHERE STRANDS NEED TO BE CUT - AND/OR A SERIES OF PENETRATIONS - CONTACT DELTA AND DISCUSS REQUIREMENTS PRIOR TO CORING ON SITE.

CONCRETE DATA		STRAND DATA		MANUFACTURE TOLERANCES	
F _{cp}	35MPa	Diameters.....	9.3mm	Length.....	+ 10mm - 10mm
F _c	50MPa	Diameters.....	12.7mm	Thickness.....	+ 3mm - 3mm
				Strand Position.....	+ 3mm - 3mm
				Width.....	+ 3mm - 3mm
				Squareness of end.....	+ 6mm - 6mm
				Wind.....	10mm per 3000mm

Deltacore wall panels are manufactured to a 1200mm wide module.